


NO POSTAGE  
NECESSARY  
IF MAILED  
IN THE  
UNITED STATES




BUSINESS REPLY MAIL  
FIRST-CLASS MAIL PERMIT NO. 42 GREENWOOD, IN

INDIANA 811  
1433 HOLEY MOLEY WAY  
GREENWOOD IN 46143-9941  
POSTAGE WILL BE PAID BY ADDRESSEE



- 1 PLAN YOUR PROJECT
- 2 CONTACT INDIANA 811
- 3 WAIT FOR THE MARKS
- 4 CONFIRM THE MARKS
- 5 DIG WITH CARE

5 STEPS FOR GETTING YOUR UTILITIES MARKED




**Indiana 811**  
1433 HOLEY MOLEY WAY  
GREENWOOD, IN 46143

PRST STD  
US POSTAGE  
**PAID**  
LANCASTER, PA  
PERMIT #299

## WIN A CONFERENCE PACKAGE!

FILL OUT THE ENCLOSED SURVEY AND YOU COULD WIN A TWO-NIGHT PACKAGE TO THE  
**MIDWEST DAMAGE PREVENTION  
TRAINING CONFERENCE**  
NOVEMBER 11-13, 2020 | FRENCH LICK RESORT | FRENCH LICK, IN



2020 UPDATE



# DO YOUR PART AND DIG SMART.

TOGETHER, WE CAN KEEP ALL HOOSIER COMMUNITIES SAFE.



CALL 811 OR VISIT 811NOW.COM FOR EVERY PROJECT, BIG OR SMALL.





CONTACT INDIANA 811 BEFORE YOU DIG



RECOGNIZING A SUSPECTED LEAK

Indiana state law requires excavators to contact **Indiana 811** at least two full working days, not including weekends or holidays, prior to their planned start date to notify member utility operators of their intent to dig.

FOLLOW THE FIVE STEPS OF SAFE DIGGING:

- 1. Plan your project, including knowing the exact location.
- 2. Contact Indiana 811 by calling 811 or visiting 811NOW.com.
- 3. Wait for the marks (typically two full working days).
- 4. Confirm the marks (compare marks at dig site to list of utilities on your ticket).
- 5. Dig with care (expose underground facilities within tolerance zone by hand digging).

Additional Indiana dig law information is available at [Indiana811.org/resources/law](http://Indiana811.org/resources/law)

Use your senses of sight, sound and smell to recognize a suspected leak hazard.

- SIGHT** — Natural gas is colorless, but there are some visual signs of a leak:
- Blowing dirt or bubbling water
  - Vapor clouds
  - Dead vegetation
  - Frozen soil/ice

For hazardous liquid pipelines, look for:

- Pools of liquid or sheen on water
- Dense white cloud/fog above

**SOUND** — For both natural gas and hazardous liquids, signs of a potential leak include an unusual hissing or roaring sound along the right-of-way of a pipeline.

**SMELL** — Both transmission natural gas and hazardous liquids have a stale, unusual scent. Local natural gas distribution operators add mercaptan closer to homes and businesses, giving gas a “rotten egg” smell.



IF A LEAK OCCURS...

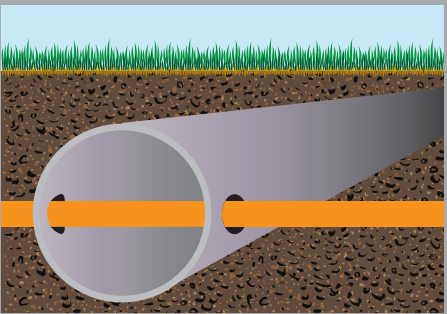
- DO** abandon all equipment and leave the leak area immediately.
- DO** remove all ignition sources (cigarettes, mobile phones or anything that could create a spark or static electricity, like turning a light switch on or off).
- DO** get to a safe location before calling 911 **and** the pipeline company. After the site is secure, notify Indiana 811 of the damage.
- DO** warn others to stay out of the leak area.
- DO** wait for emergency responders to arrive from a safe distance.



- DO NOT** touch, breathe or make contact with the leak or open flames. Natural gas and other hazardous liquid products will ignite and burn. If exposed to the skin, serious irritations may occur. Escaping gases can displace oxygen, putting your ability to breathe normally at risk.
- DO NOT** light anything that produces an open flame.
- DO NOT** start motor vehicles or any other electrical equipment that could produce a spark.
- DO NOT** operate any pipeline valves. Only the pipeline operator should turn off the flow of natural gas, oil or any other material transported by the pipeline.
- DO NOT** attempt to extinguish any fire. Instead, wait for first responders to arrive from a safe distance.

CONTACT INDIANA 811 BEFORE ANY DIGGING PROJECT,

ESPECIALLY WHEN A CROSS BORE IS SUSPECTED.



According to the U.S. Department of Transportation (US DOT), pipelines are the safest and most reliable method of transporting natural gas and hazardous liquid products. The Indiana Pipeline Awareness Association (INPAA) represents all pipeline operators in the state to partner with professional excavators like you for the continued safe operation of these facilities.

US DOT data shows the leading cause of pipeline leaks is third-party excavation, meaning digging activity not performed by the pipeline operator or a direct contractor of that operator. Accidentally striking a pipeline can lead to serious injury or death, making it critical for professional excavators to follow appropriate safety procedures.

INPAA's goal is to equip you with the knowledge needed to prevent damage to pipelines and to properly recognize and then safely react if you encounter a suspected leak.

DAMAGE PREVENTION IS A PERSONAL DECISION AND A SHARED RESPONSIBILITY.



ADDITIONAL RESOURCES

- Indiana Pipeline Awareness Association **INPAA.org**
- Indiana 811 **Indiana811.org**
- Indiana 811 Online Tickets **811NOW.com**
- National Pipeline Mapping System **Npms.phmsa.dot.gov**
- Damage Prevention Councils **Indiana811.org/dpc**

DON'T FORGET YOUR REMOVABLE COLOR CODE CARD

WE WANT TO HEAR FROM YOU!

Please complete the short survey below to help us measure our programs. Complete and return this card (postage pre-paid by INPAA) postmarked by August 31, 2020, for the chance to **win a two-night package to the Midwest Damage Prevention Training Conference in French Lick**. Two winners will be selected and notified by phone by September 30, 2020.

- 1. In which ways have you received pipeline safety or 811 information in the past year? (Select all that apply.)
  - ☐ Mail (other than this piece)
  - ☐ Email
  - ☐ Radio
  - ☐ Website
  - ☐ Television
  - ☐ Sports venues
  - ☐ Other
- 2. How prepared do you feel to recognize a leak?
  - ☐ Very prepared
  - ☐ Somewhat prepared
  - ☐ Somewhat unprepared
  - ☐ Very unprepared
- 3. How prepared do you feel to react if you suspect a leak?
  - ☐ Very prepared
  - ☐ Somewhat prepared
  - ☐ Somewhat unprepared
  - ☐ Very unprepared

- 4. How likely are you to contact Indiana 811 before you dig?
  - ☐ Very likely
  - ☐ Somewhat likely
  - ☐ Somewhat unlikely
  - ☐ Very unlikely
- 5. In which of the following ways do you personally interact with the 811 process? (Select all that apply.)
  - ☐ Contacting Indiana 811
  - ☐ Excavating
  - ☐ Overseeing excavators
  - ☐ Safety manager/director
  - ☐ Owner/executive

First/Last Name \_\_\_\_\_

Company \_\_\_\_\_

Email \_\_\_\_\_

Phone \_\_\_\_\_

THANK YOU! 2020



COLOR CODE FOR UTILITY MARKINGS

- ELECTRIC**
- GAS-OIL-STEAM**
- TELEPHONE & CABLE TV**
- WATER**
- SEWER**
- RECLAIMED WATER**
- TEMPORARY SURVEY MARKINGS**
- PROPOSED CONSTRUCTION**

In Indiana, visit [811Now.com](http://811Now.com) or call 811 (or 800-382-5544) two full working days before you dig. [www.indiana811.org](http://www.indiana811.org)